

# Country Profile THAILAND



2018 EPI Country Rank (out of 180)

**121**

EPI Score [0=worst, 100=best]

**49.88**

Population (millions)	68.9
Land Area (sq. km)	510,890
GDP (PPP 2011\$ billions)	1,080.0
GDP <i>per capita</i>	15,683
SDG Index*	69.5


## Country Scorecard

### Issue Categories

### Rank


#### Environmental Health

133




Air Quality

167




Water & Sanitation

71




Heavy Metals

33




#### Ecosystem Vitality

94



Biodiversity & Habitat

92




Forests

102




Fisheries

101




Climate & Energy

115




Air Pollution

92




Water Resources

72



Agriculture

105



0 25 50 75 100

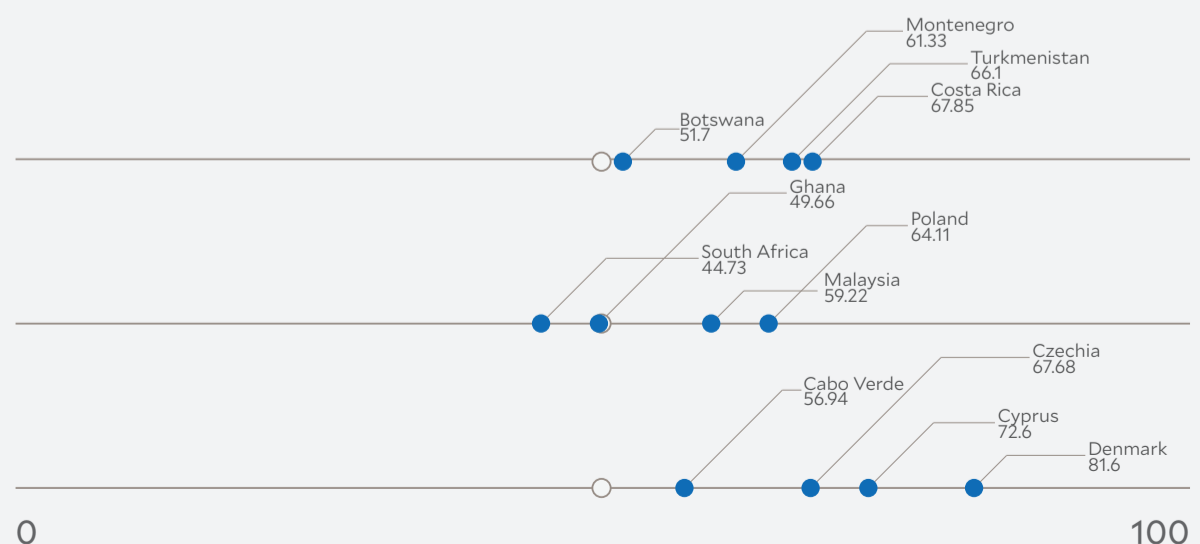
Environmental Performance Index Score

## Peer Comparisons

### WEALTH [GDP *per capita*]

### SIMILARITY\*\*

### DEMOGRAPHICS [POP. DENSITY]



\* Sustainable Development Goals Index. \*\* Based on k-nearest neighbors algorithm