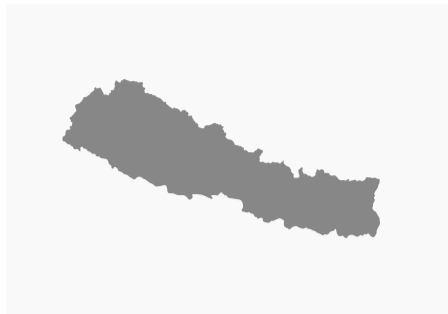


Country Profile

NEPAL



2018 EPI Country Rank (out of 180)

176

EPI Score [0=worst, 100=best]

31.44

Population (millions) 29.0

Land Area (sq. km) 143,350

GDP (PPP 2011\$ billions) 66.6

GDP *per capita* 2,298

SDG Index* 61.6

Country Scorecard

Issue Categories

Rank

Environmental Health

179




Air Quality

180




Water & Sanitation

135




Heavy Metals

173




Ecosystem Vitality

136




Biodiversity & Habitat

109



Forests


13



Fisheries


Climate & Energy

150



Air Pollution

87




Water Resources

143



Agriculture

49



0 25 50 75 100

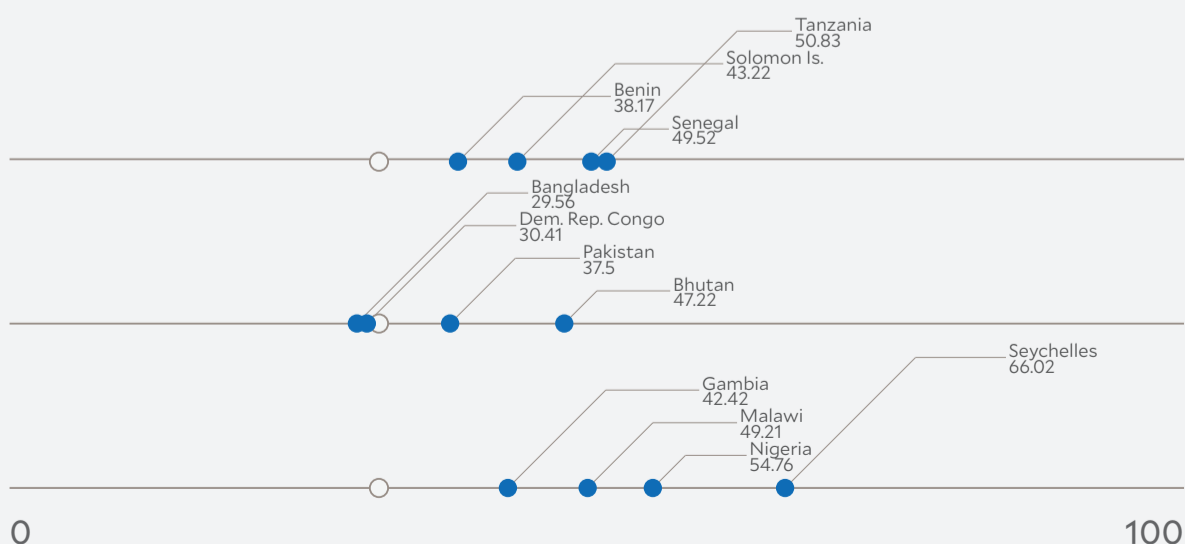
Environmental Performance Index Score

Peer Comparisons

WEALTH [GDP *per capita*]

SIMILARITY**

DEMOGRAPHICS [POP. DENSITY]



* Sustainable Development Goals Index. ** Based on k-nearest neighbors algorithm