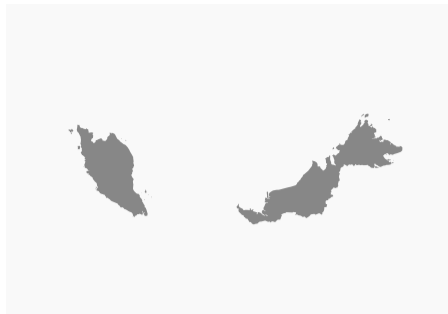


Country Profile MALAYSIA



2018 EPI Country Rank (out of 180)

75

2018 EPI Score [0=worst, 100=best]

59.22

Population (millions) **31.2**

Land Area (sq. km) **328,550**

GDP (PPP 2011\$ billions) **800.5**

GDP *per capita* **25,669**

SDG Index* **69.7**


Country Scorecard

Issue Categories

Rank


Environmental Health

80




Air Quality

83




Water & Sanitation

55




Heavy Metals

82




Ecosystem Vitality

86



Biodiversity & Habitat

86




Forests

136




Fisheries

35




Climate & Energy

102




Air Pollution

107




Water Resources

58



Agriculture

79



0 25 50 75 100

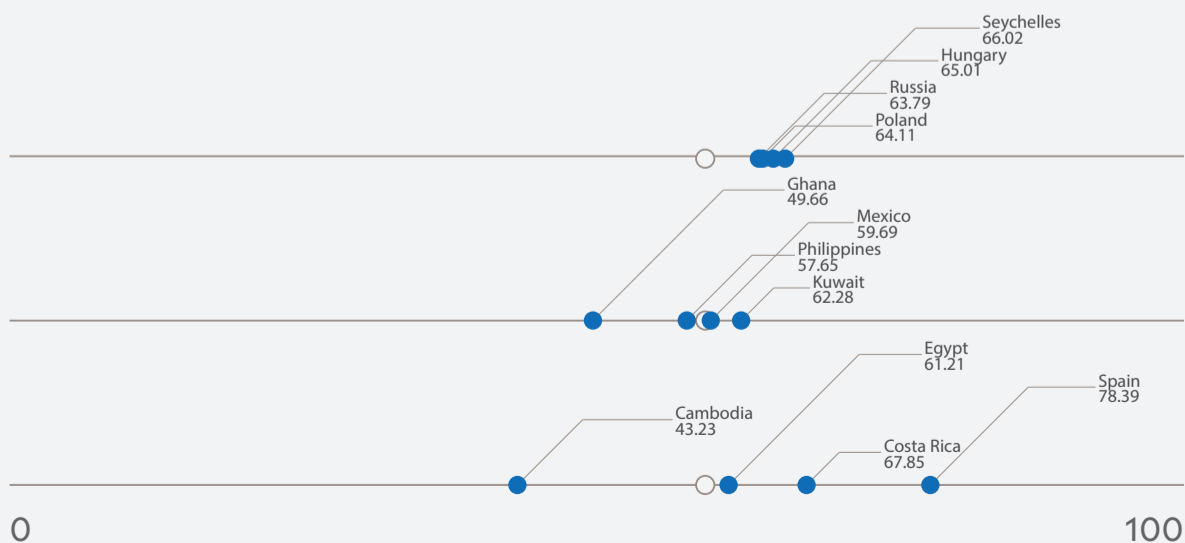
Environmental Performance Index Score

Peer Comparisons

WEALTH [GDP *per capita*]

SIMILARITY**

DEMOGRAPHICS [POP. DENSITY]



* Sustainable Development Goals Index. ** Based on k-nearest neighbors algorithm