

Country Profile HONDURAS



2018 EPI Country Rank (out of 180)

114

EPI Score [0=worst, 100=best]

51.51

Population (millions)	9.1
Land Area (sq. km)	111,890
GDP (PPP 2011\$ billions)	40.0
GDP <i>per capita</i>	4,392
SDG Index*	61.7


Country Scorecard

Issue Categories

Rank


Environmental Health

111




Air Quality

88




Water & Sanitation

118




Heavy Metals

172




Ecosystem Vitality

113



Biodiversity & Habitat

63




Forests

132




Fisheries

78




Climate & Energy

113




Air Pollution

171



Water Resources

112



Agriculture

163

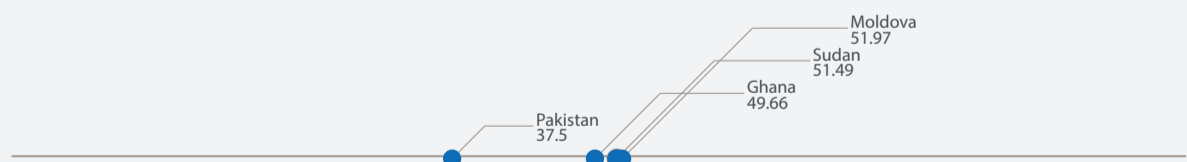


0 25 50 75 100

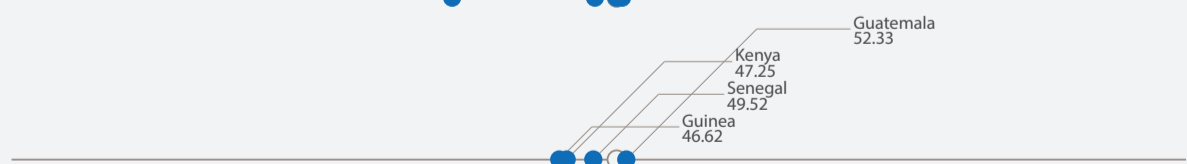
Environmental Performance Index Score

Peer Comparisons

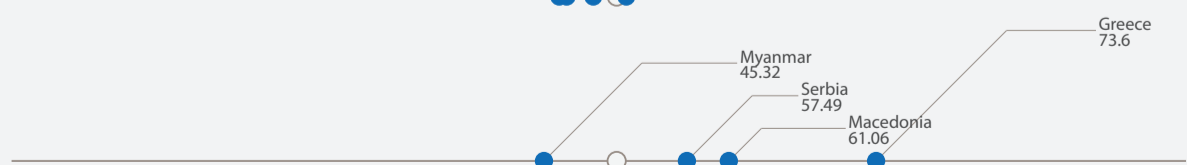
WEALTH [GDP *per capita*]



SIMILARITY**



DEMOGRAPHICS [POP. DENSITY]



0 100

* Sustainable Development Goals Index. ** Based on k-nearest neighbors algorithm