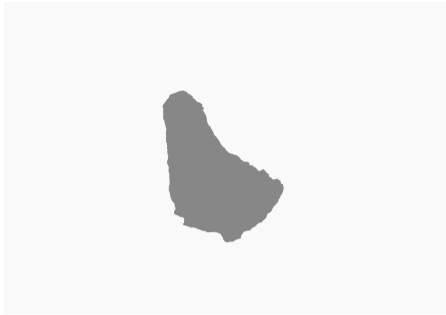


# Country Profile

## BARBADOS



2018 EPI Country Rank (out of 180)

**93**

EPI Score [0=worst, 100=best]

**55.76**

Population (millions) **0.285**

Land Area (sq. km) **430**

GDP (PPP 2011\$ billions) **4.8**

GDP *per capita* **16,751**

SDG Index\* **66**

## Country Scorecard

### Issue Categories

### Rank

#### Environmental Health

29

84.73

Air Quality

1

100

Water & Sanitation

82

55.64

Heavy Metals

64

60.69

#### Ecosystem Vitality

167

36.45

Biodiversity & Habitat

169

27.14

Forests

Fisheries

108

46.76

Climate & Energy

152

34.57

Air Pollution

121

40.21

Water Resources

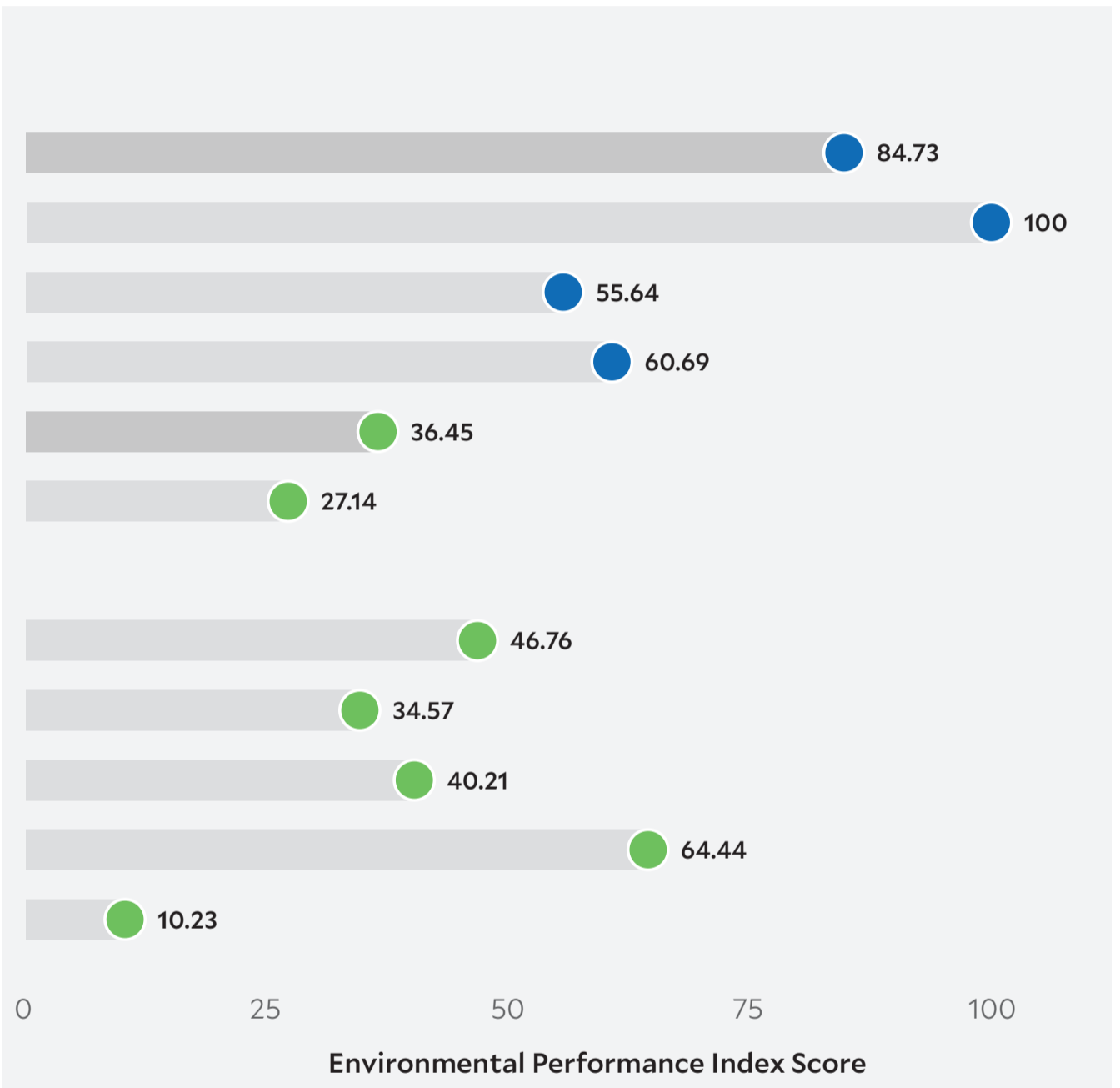
92

64.44

Agriculture

162

10.23

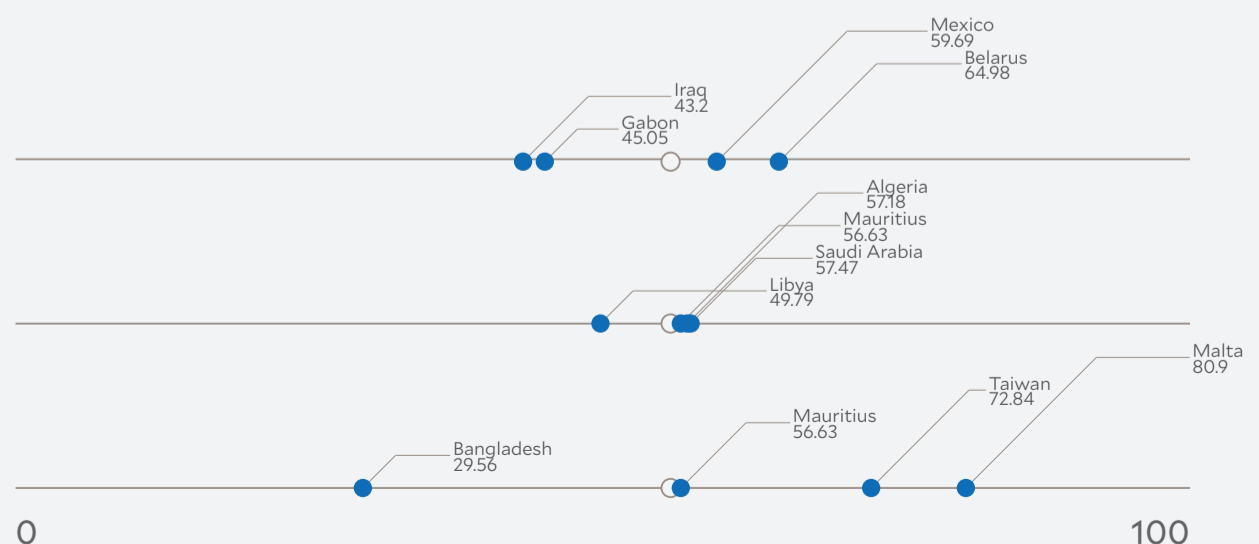


## Peer Comparisons

### WEALTH [GDP *per capita*]

### SIMILARITY\*\*

### DEMOGRAPHICS [POP. DENSITY]



\* Sustainable Development Goal Index. \*\* Based on k-nearest neighbors algorithm