

Country Profile

BOSNIA AND HERZEGOVINA



2018 EPI Country Rank (out of 180)

158

EPI Score [0=worst, 100=best]

41.84

Population (millions)	3,5
Land Area (sq. km)	51,200
GDP (PPP 2011\$ billions)	39.8
GDP <i>per capita</i>	11,327
SDG Index*	65.5


Country Scorecard

Issue Categories

Rank


Environmental Health

89




Air Quality

129




Water & Sanitation

35




Heavy Metals

56




Ecosystem Vitality

179




Biodiversity & Habitat

170



Forests


19



Fisheries


Climate & Energy

168



Air Pollution

144




Water Resources

143



Agriculture

70



0 25 50 75 100

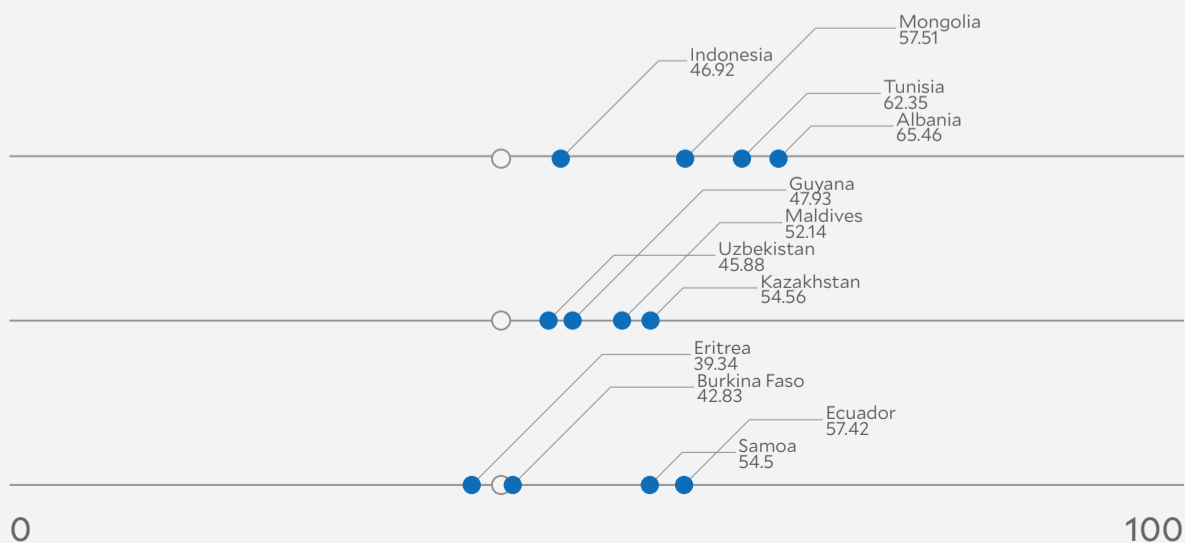
Environmental Performance Index Score

Peer Comparisons

WEALTH [GDP *per capita*]

SIMILARITY**

DEMOGRAPHICS [POP. DENSITY]



* Sustainable Development Goal Index. ** Based on k-nearest neighbors algorithm